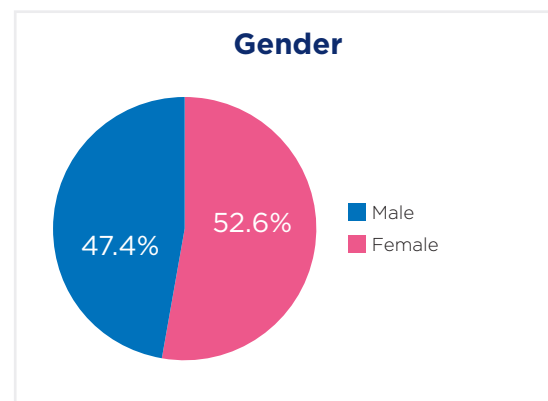
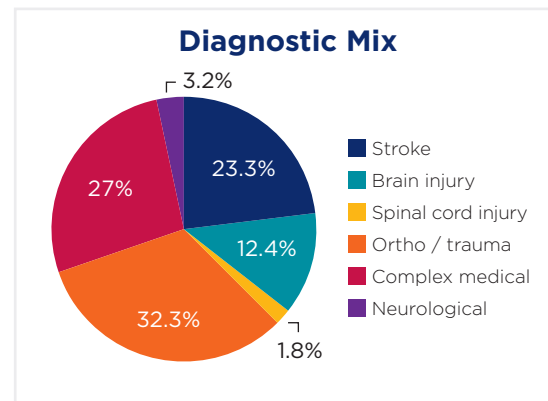


Patient Outcomes

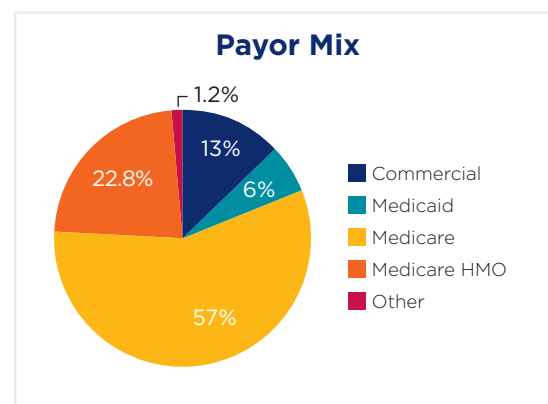
Lake Saint Louis | January – December 2020

	No. of patients	Average age	Average length of stay	Patient satisfaction
Stroke	182	72.9 years	13.4 days	97.5%
Brain injury	97	72.6 years	11.9 days	94.1%
Spinal cord injury	14	65.4 years	13.6 days	81.3%
Orthopedic / trauma	252	72.7 years	11.6 days	94.6%
Complex medical	211	75.8 years	11.0 days	93.6%
Neurological	25	71.7 years	12.4 days	92.5%
Total/average	781	73.4 years	12.0 days	94.6%



Discharge Destination

	Home	Skilled nursing	Acute hospital	Other
Stroke	80.8%	9.9%	9.3%	0%
Brain injury	75.3%	11.3%	12.4%	1.0%
Spinal cord injury	85.7%	14.3%	0%	0%
Orthopedic / trauma	80.2%	9.1%	10.3%	0.4%
Complex medical	75.4%	10.0%	14.6%	0%
Neurological	84.0%	8.0%	8.0%	0%
Total/average	78.6%	9.9%	11.3%	0.2%



Every effort is made to provide an average of three hours of therapy per day, five days per week.